



## Assembly Instructions



# TXW2280

## Yacht Club Wheeled Chaise

### 20-Year Warranty

To view our full warranty, please visit  
[trexfurniture.com/warranty](http://trexfurniture.com/warranty)

### Share your space

We love to see where our furniture  
ends up — snap a pic and share  
it with us on Facebook!  
[facebook.com/trexfurniture](https://facebook.com/trexfurniture)

### Having Trouble?

If you have questions or concerns regarding  
assembly instructions or missing parts,  
please contact us at **(877) 907-TREX** (8739)  
or email [support@trexfurniture.com](mailto:support@trexfurniture.com)

### Cleaning Tips

Keep your Trex Outdoor Furniture™  
looking brand new:

#### For a quick clean:

Simply wipe down with soap and water.

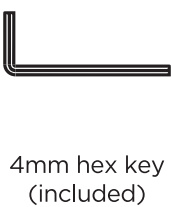
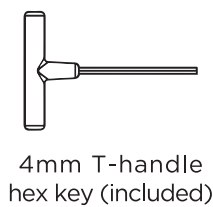
#### For a deeper clean:

You'll need:


- » 1/3 bleach and 2/3 water solution
- » clean cloth
- » soft bristle brush

Wipe on solution with your cloth  
and let it sit on the lumber for a few  
minutes (this will not affect the color).  
Then, loosen any dirt and debris that  
may catch in surface grooves with a  
soft bristle brush; hose down to rinse.

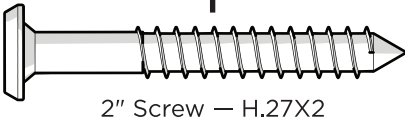
TOOLS



PARTS

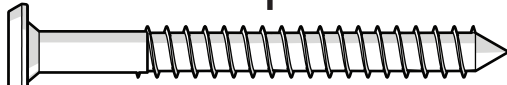


**A** x12



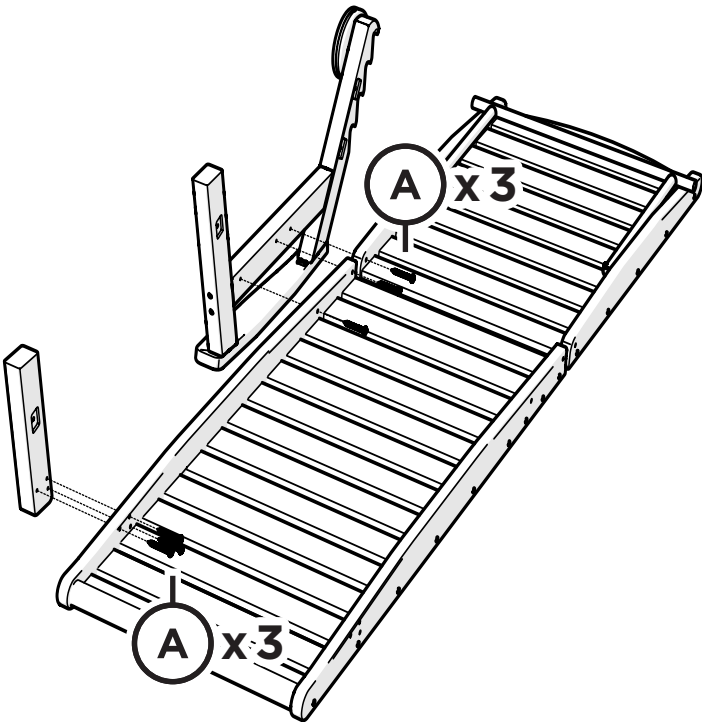
2" Screw — H.27X2

**B** x8

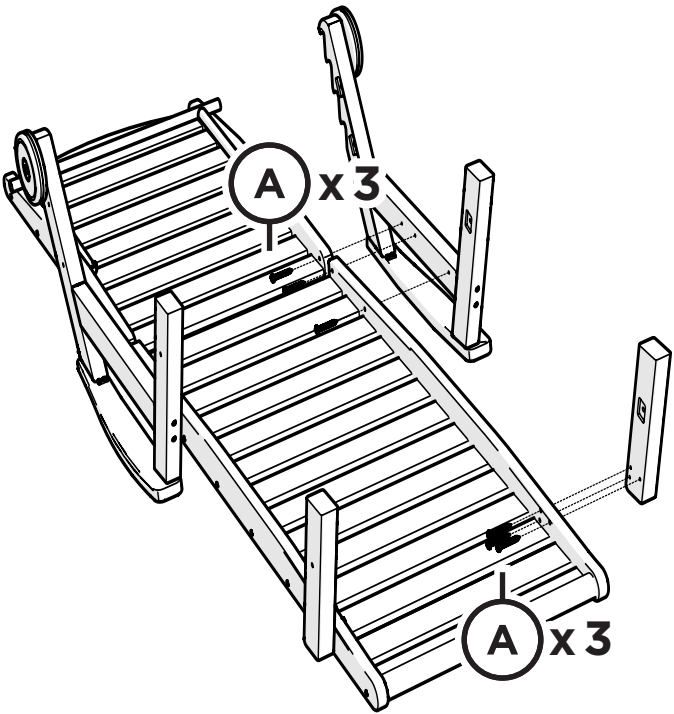


2.5" Screw — H.27X2.5

1



2



3

