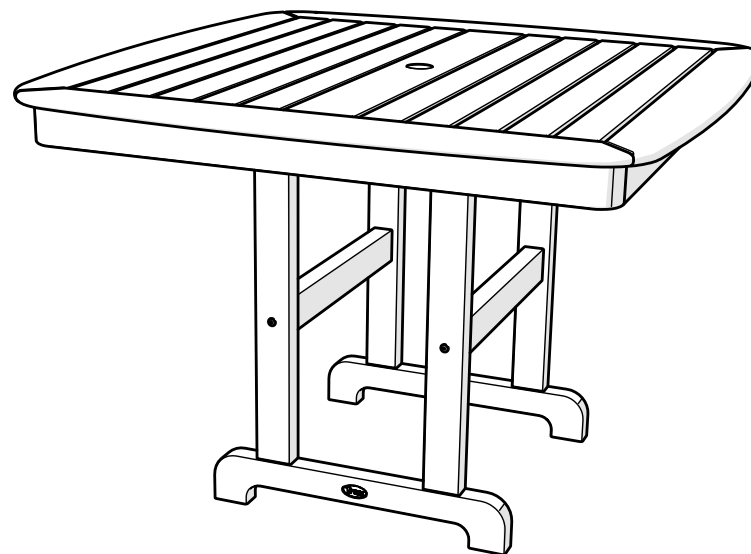




## Assembly Instructions



# TXN44

## Yacht Club 44" Table

### 20-Year Warranty

To view our full warranty, please visit  
[trexfurniture.com/warranty](http://trexfurniture.com/warranty)

### Share your space

We love to see where our furniture  
ends up — snap a pic and share  
it with us on Facebook!  
[facebook.com/trexfurniture](https://facebook.com/trexfurniture)

### Having Trouble?

If you have questions or concerns regarding  
assembly instructions or missing parts,  
please contact us at **(877) 907-TREX** (8739)  
or email [support@trexfurniture.com](mailto:support@trexfurniture.com)

### Cleaning Tips

Keep your Trex Outdoor Furniture™  
looking brand new:

#### For a quick clean:

Simply wipe down with soap and water.

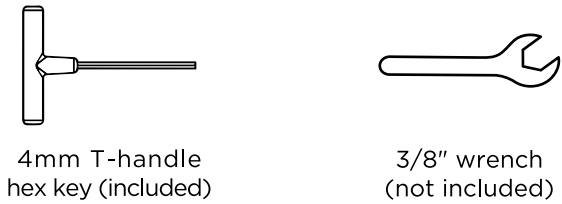
#### For a deeper clean:

You'll need:

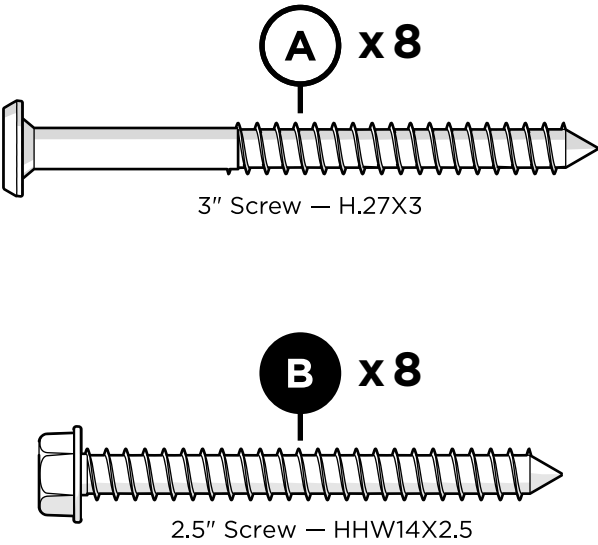
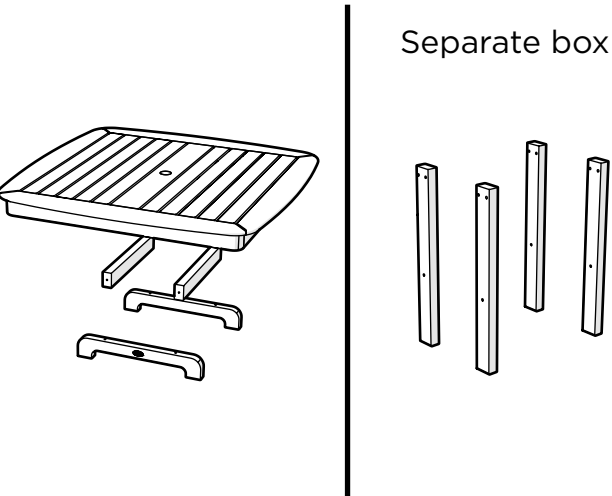
- » 1/3 bleach and 2/3 water solution
- » clean cloth
- » soft bristle brush

Wipe on solution with your cloth  
and let it sit on the lumber for a few  
minutes (this will not affect the color).  
Then, loosen any dirt and debris that  
may catch in surface grooves with a  
soft bristle brush; hose down to rinse.

TOOLS

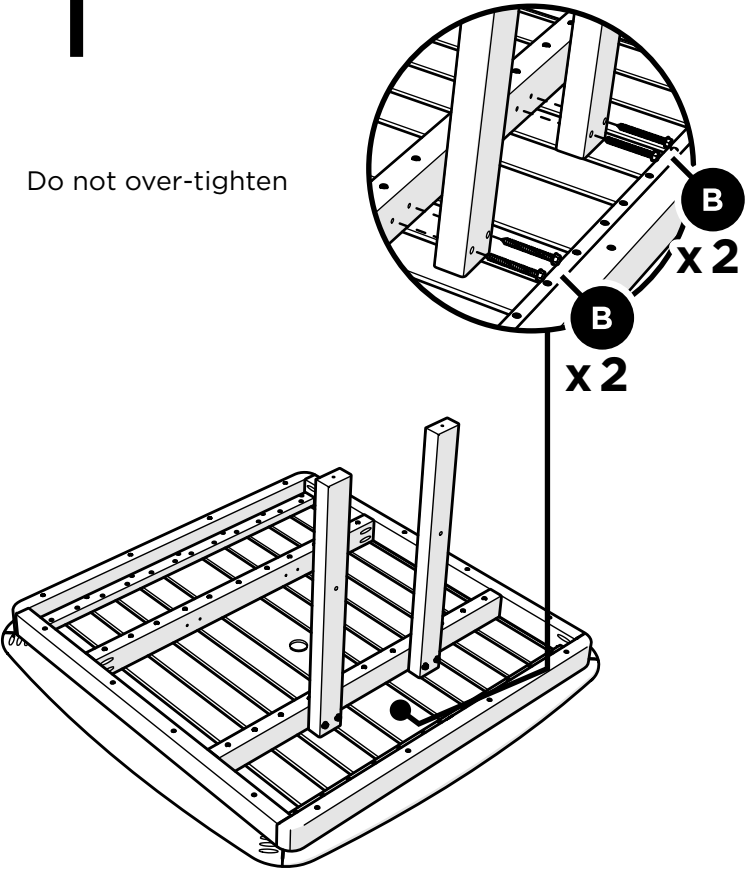


PARTS



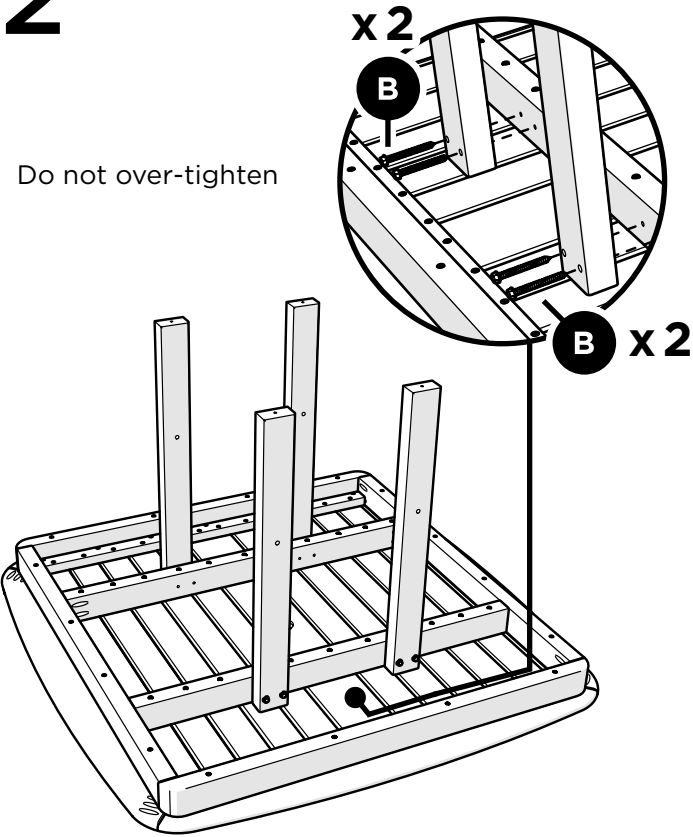
1

Do not over-tighten

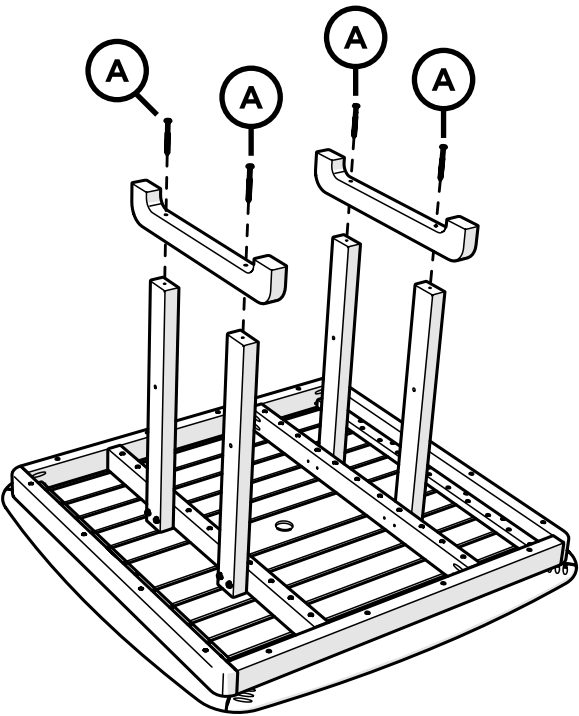


2

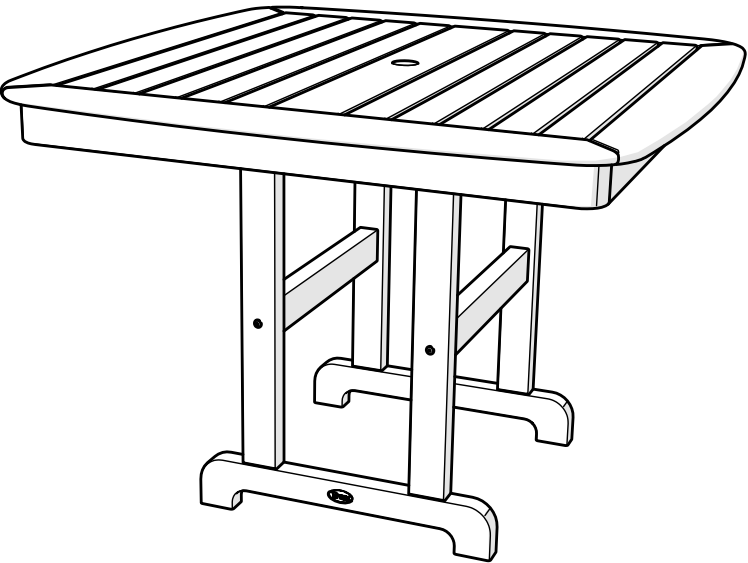
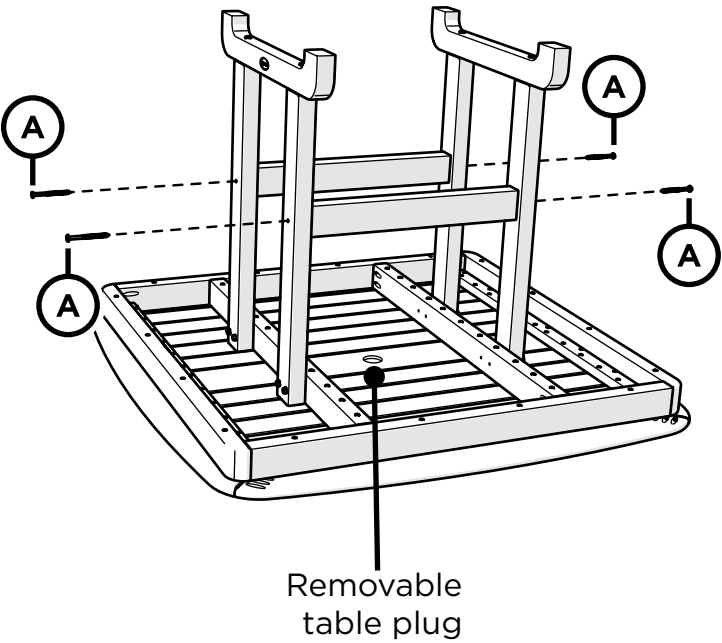
Do not over-tighten



3




4





## Assembly Instructions



1. Unfold chair
2. Remove shipping caps from rear brackets

## **TXD38** **Yacht Club** **Highback Chair**

[trexfurniture.com](http://trexfurniture.com)

09/25/2017

### ..... **20-Year Warranty** .....

To view our full warranty, please visit  
**[trexfurniture.com/warranty](http://trexfurniture.com/warranty)**

### ..... **Having Trouble?** .....

If you have questions or concerns regarding assembly instructions or missing parts, please contact us at **(877) 907-TREX (8739)** or email **[support@trexfurniture.com](mailto:support@trexfurniture.com)**

### ..... **Share your space** .....

We love to see where our furniture ends up — snap a pic and share it with us on Facebook!  
**[facebook.com/trexfurniture](https://facebook.com/trexfurniture)**

### ..... **Cleaning Tips** .....

Keep your Trex Outdoor Furniture looking brand new:

#### **For a quick clean:**

Simply wipe down with soap and water.

#### **For a deeper clean:**

You'll need:

- » 1/3 bleach and 2/3 water solution
- » clean cloth
- » soft bristle brush

Wipe on solution with your cloth and let it sit on the lumber for a few minutes (this will not affect the color). Then, loosen any dirt and debris that may catch in surface grooves with a soft bristle brush; hose down to rinse.