

# POLYWOOD

## Assembly Instructions



### 20-year warranty

View our full warranty:

[polywoodoutdoor.com/warranty](http://polywoodoutdoor.com/warranty)



### Having trouble?

If you have questions or concerns regarding assembly instructions or missing parts, please contact us at

[hello@polywoodoutdoor.com](mailto:hello@polywoodoutdoor.com)

or (833) 665-6300



### Cleaning tips

#### For a Quick Clean:

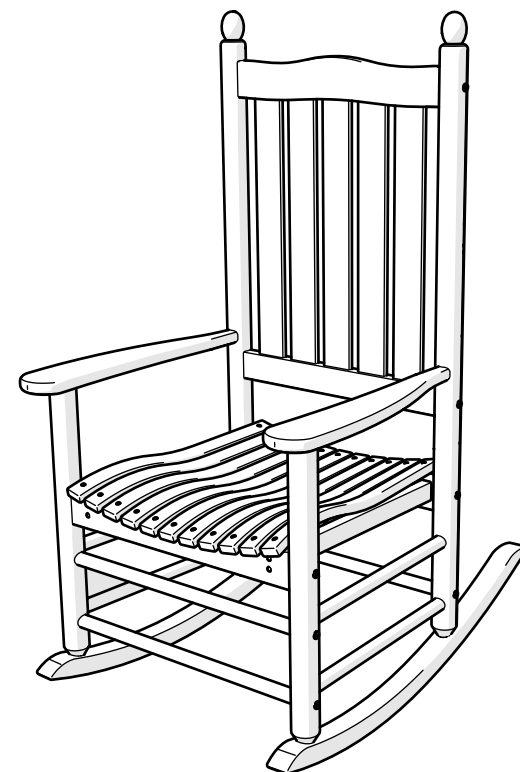
Simply wipe down with soap and water.

#### For a Deep Clean:

Wipe on  $\frac{1}{3}$  bleach and  $\frac{2}{3}$  water solution with a clean cloth and let it sit on the lumber for a few minutes (this will not affect the color). Then, loosen any dirt and debris that may catch in surface grooves with a soft bristle brush; hose down to rinse.

#### For a High-Power Clean:

Use a pressure power washer (not exceeding 1,500 psi) to spray off dirt and debris. Apply a  $\frac{1}{3}$  bleach and  $\frac{2}{3}$  water solution and scrub with a soft-bristle brush. Hose down to rinse.



## J157

### McGavin Rocking Chair

# Thank You

Thank you for choosing POLYWOOD!  
We hope our furniture helps create a gathering place for you and your loved ones to enjoy for many years to come!



### Reach Out

Let us know how we're doing:

[hello@polywoodoutdoor.com](mailto:hello@polywoodoutdoor.com)

(833) 665-6300



### Stay Connected

Be the first to hear about new products, giveaways, and more by signing up for our email list: [polywoodoutdoor.com/subscribe](http://polywoodoutdoor.com/subscribe)



### Watch & Learn

For assembly tips and videos visit:

[polywoodoutdoor.com/assembly](http://polywoodoutdoor.com/assembly)

### Share your space

We love to see where our furniture ends up — snap a pic and tag it on Instagram or Facebook for your chance to be featured on our social channels!

**#polywood #rethinkoutdoor**



[facebook.com/polywoodoutdoor](https://facebook.com/polywoodoutdoor)




[@POLYWOOD](https://www.instagram.com/POLYWOOD)



[pinterest.com/polywood](https://pinterest.com/polywood)



[youtube.com/polywood](https://youtube.com/polywood)



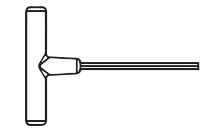
### Did you know?

POLYWOOD was the original outdoor furniture made from recycled materials.

Learn more about our story:

[genuinePOLYWOOD.com](http://genuinePOLYWOOD.com)

## TOOLS

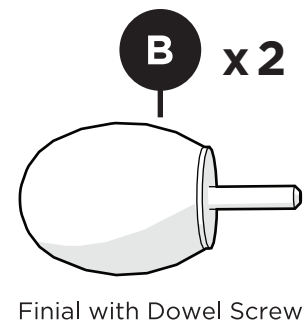
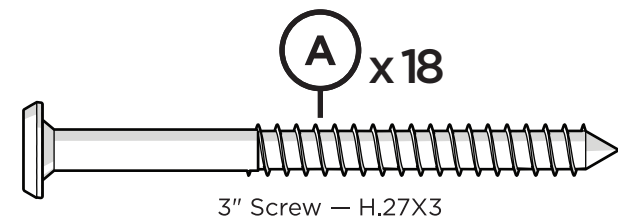
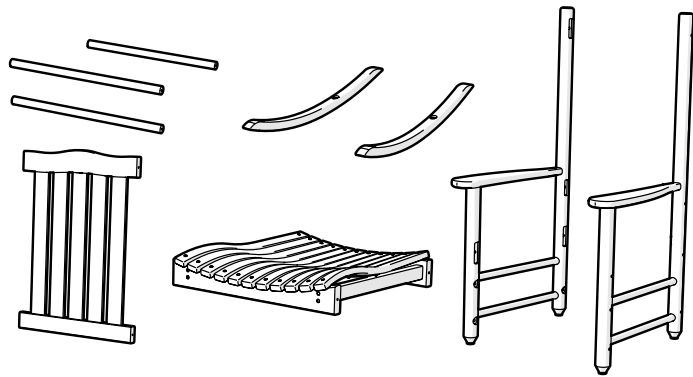


4mm T-handle  
hex key (included)



4mm hex, straight,  
for drill (included)

## PARTS

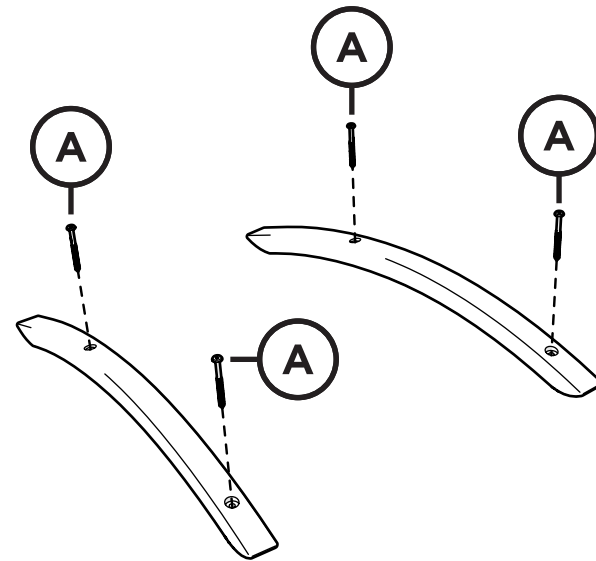


Something missing?  
Call (833) 665-6300

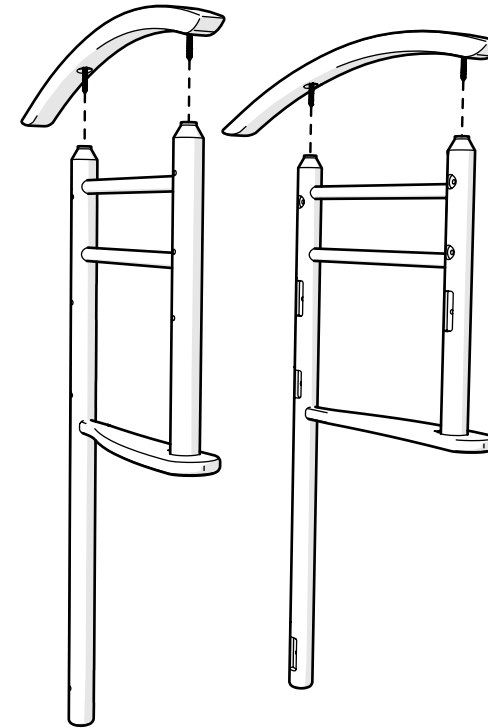
1

For assembly videos and more,  
visit [youtube.com/polywood](https://www.youtube.com/polywood)

Some may find this easier to  
assemble with a friend.

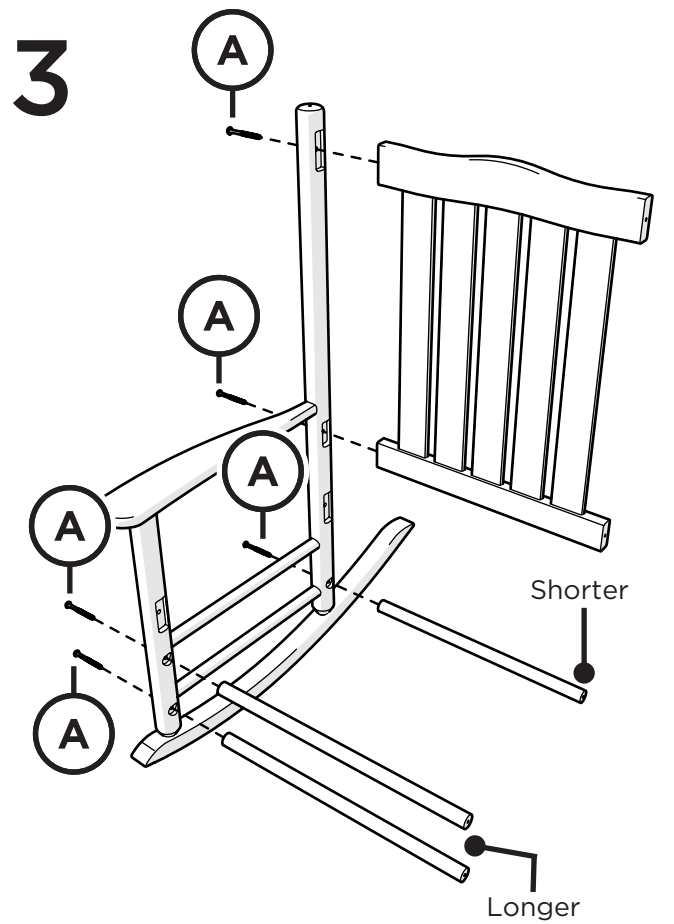


2

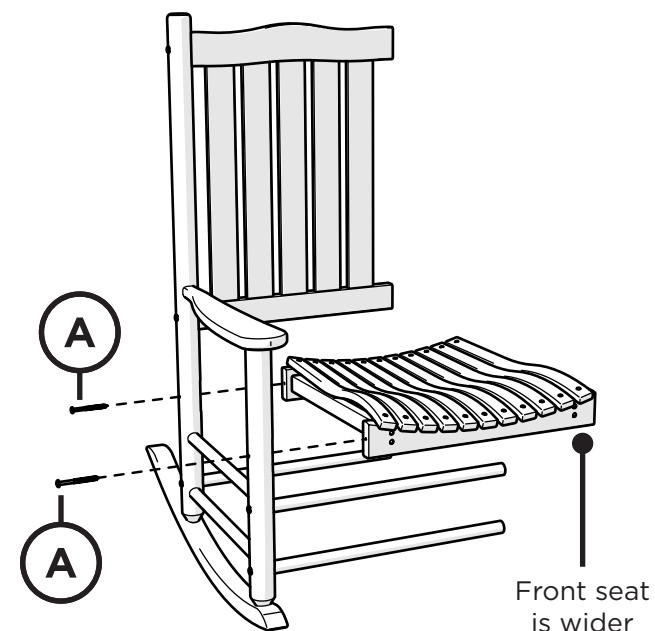


Partially thread each screw into  
pilot holes by hand before fully  
tightening.

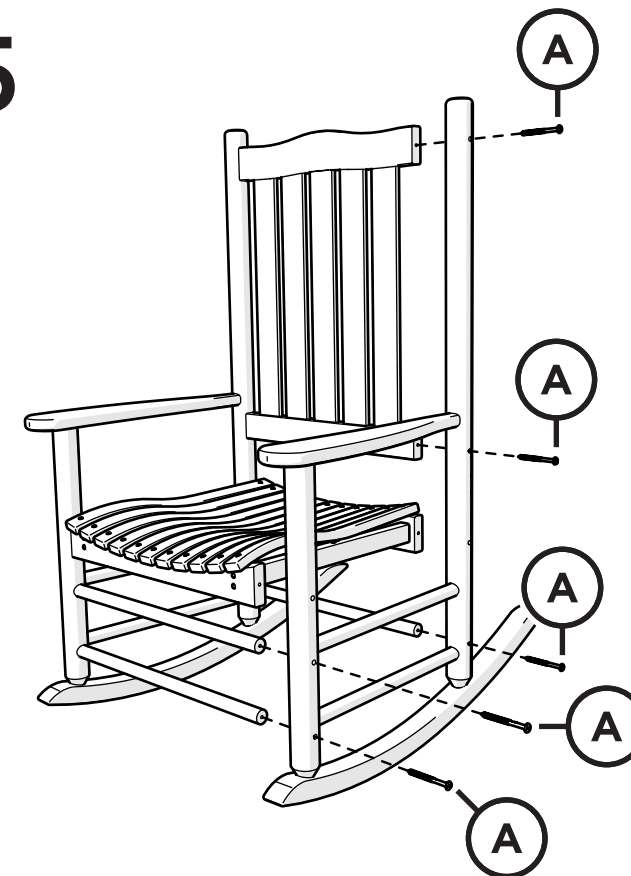
3



4



5



6

